

# WooCommerce Module For Perfex Crm - Powerful Open Source Crm

## DOCUMENTATION INFO

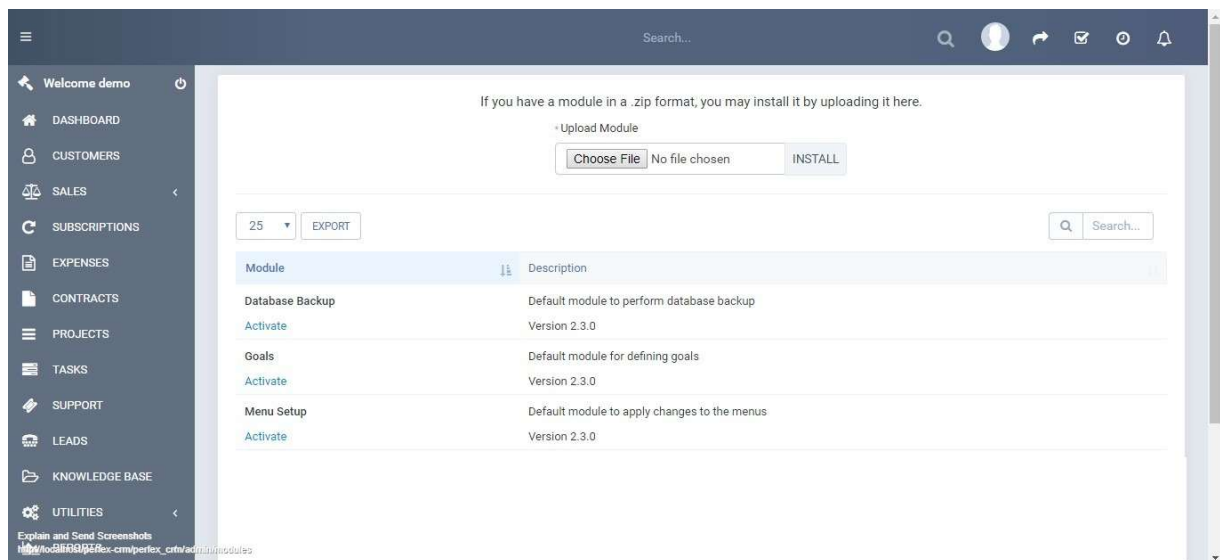
- **Created:** 2019-12-20
- **Last Updated:**
- **Created by:** [BOXVIBE TEAM](#)
- **Version 1.0.0**
- **Website:** <https://www.boxvibe.com/support>
- **Email:** [info@boxvibe.com](mailto:info@boxvibe.com)
- [Support Desk](#)

## SYSTEM REQUIREMENTS

- Perfex CRM version 2.3.x +
- CURL PHP Extension
- Mod\_rewrite Apache

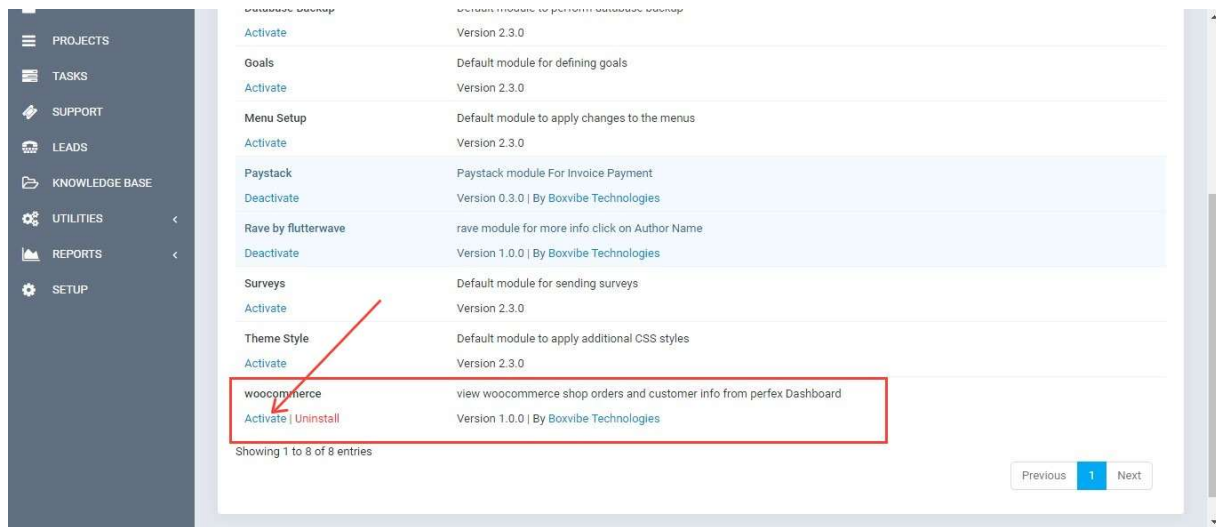
## INSTALLATION

Login to Perfex as an Admin and go to **SETUP>>MODULE**.



And upload the **.ZIP** file downloaded from **codecanyon** and click **Install**

After the module has been successfully installed, click on **Activate** to activate the module.

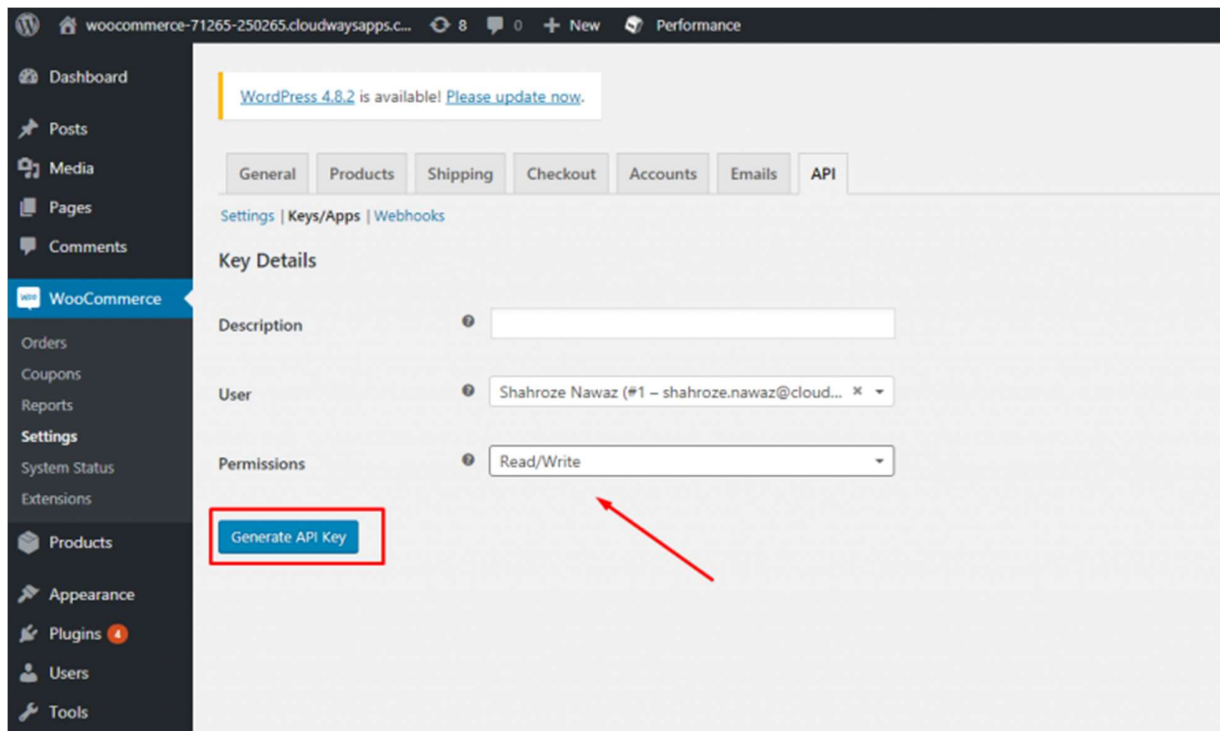


## SETUP

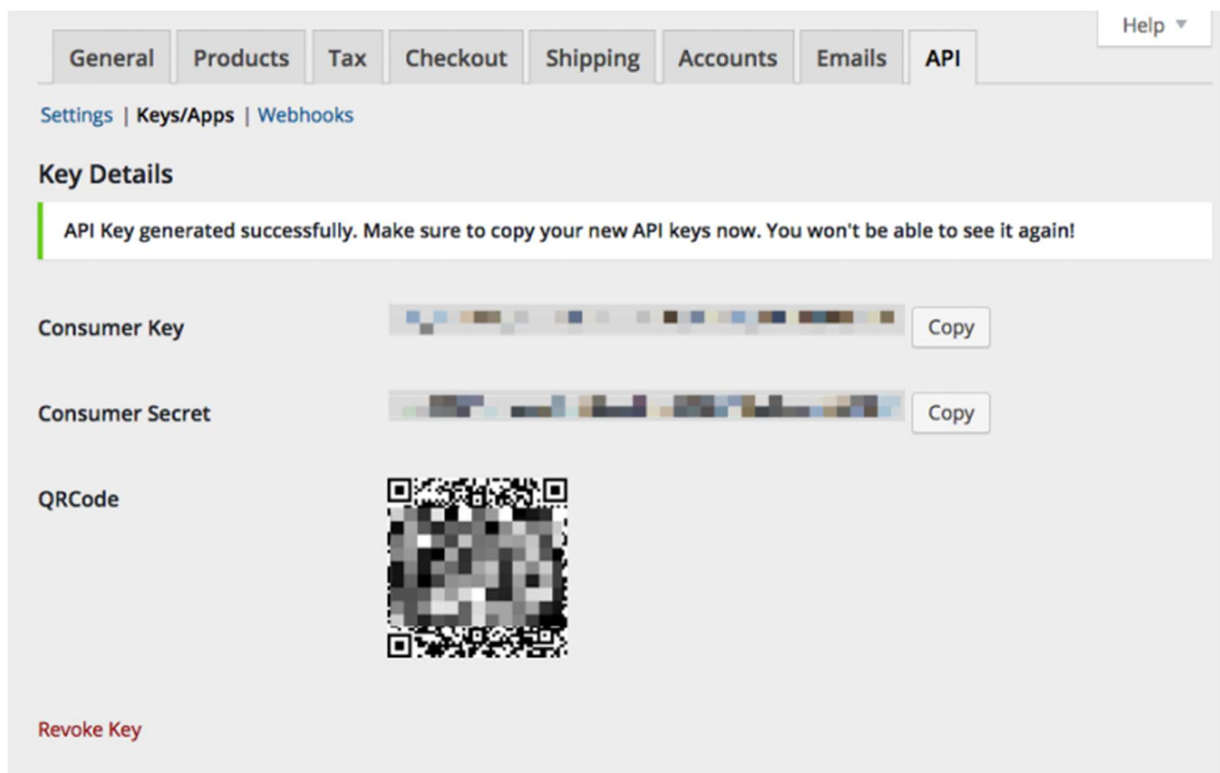
Next, log in to the store's Admin Panel, go to the **WooCommerce** → **Settings** and **enable REST API**.

Go to the **Key/Apps** tab and enter the Key Description, select the permission you want (for the purpose of this tutorial, select **Read/Write**).

Now click the **Generate API Key** button.



You will get the API Key, API Secret and QR code to scan,



## UNINSTALLATION

---

To uninstall this module simply go to SETTINGS>>MODULES

And click DEACTIVATE

Lastly Click Uninstall.

## FAQ

---

1. Do I need a WooCommerce Store to use this add-on

ANSWER: Yes

2. Do I need perfex Crm to use it?

Yes. **This is not a standalone module for PERFEX CRM, the module requires Perfex CRM application installed which can be purchased [here](#).** Installation

3. How do I get support?

Kindly contact us on Codecanyon or use our support form at <https://www.boxvibe.com/support>

Or send a mail to [support@boxvibe.com](mailto:support@boxvibe.com)

Thanks.

## TROUBLESHOOTING

---

- To check what version you are using visit [click here](#).
- If any **css/js errors** outputted on developers console or tables are not loading **make sure you cleared your browser cache.**
- **If you are using your own themes/view files** e.g my\_home.php **make sure to re-check them** in case you are getting blank pages because may happen some function changes and an error occur in your view file. **Try switching to the original files** to check if everything will work.
- Getting 500 error - open [support ticket](#) and we will be happy to assist you.